



eSIGN - electronic modular signal tower

Your benefits

The new eSIGN brings new dimensions to light. Electronic modularity enables the product to create a variety of signal modes with various colours, brightness levels and light effects, from the classic signal tower to completely customised settings. eSIGN can also switch with ease between variable filling level indications or full-surface signalling. In addition to providing you with an overview of your process cycles, this also opens up completely new options.

- Full-surface signalling: Clear, unmistakable light effects for maximum visibility
- Versatile customisation options: Different modes, light effects and tones for diverse applications
- Robust industrial design: UL Type 4X ensures resistance to UV radiation and environmental influences
- The right product for every application: 2 sizes, with/without siren, 24 V supply voltage / versions with IO-Link technology

Typical applications

The new definition of the industry standard to signal faults

- on machinery and equipment
- on automated systems
- in assembly plants, for example, in the automotive industry
- on conveyor belts in production and logistics

Installation options

- Base mounting, Wall mounting, Tube mounting

Features

- Classic signal tower indication in individual tiers
- Autoscale mode for full-surface signalling and optimum visibility
- Variable filling level indication from 0 to 100 %
- Individual triggering to suit your requirements
- 9 or 15 segments, freely triggerable
- With or without siren
- Standard 24 V version with transfer of the configuration via USB
- Version with IO-Link technology
- M12 connection
- Duration of the acoustic warning adjustable
- A specific acoustic warning can be assigned to each optical warning



Size comparison ClearSIGN / KombiSIGN 72





eSIGN with 15 segments



eSIGN with 9 segments

TECHNICAL SPECIFICATIONS/ORDER SPECIFICATIONS:

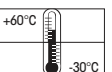

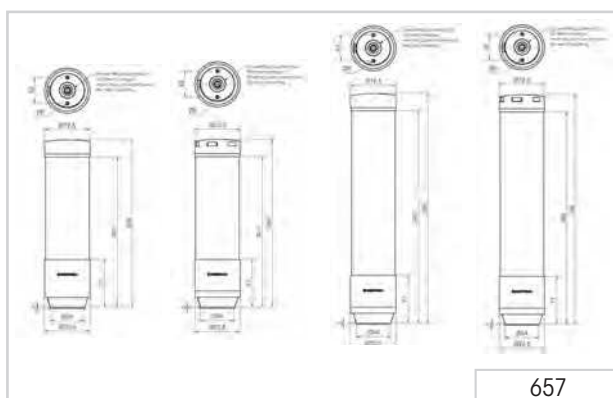
	15 segments	9 segments
Dimensions (Ø x Height):	72,5 mm x 371,5 mm	72,5 mm x 271 mm
Housing:	PC	
Lens colour/Housing colour:	clear/black	
Fixing:	Base mounting, wall mounting, tube mounting	
Connections:	M12 connector 4 pole (IO Link) 8 pole (standard 24 V)	
Light effects:	LED/Multicolour, various colours configurable Permanent, blinking, flashing, double flash, triple flash, rotating	
Tone types:	Multi-tone, 10 tones are configurable	
Volume:	max. 105 dB (A), 4 stages / 80-105 dB (A) depending on tone type	
Voltage:	24 V DC	24 V DC
Current consumption:	620 mA (with siren) 555 mA (without siren)	405 mA (with siren) 335 mA (without siren)
With siren		
24 V	657 600 55	657 100 55
IO Link	657 610 55	657 110 55
Without siren		
24 V	657 500 55	657 000 55
IO Link	657 510 55	657 010 55

ACCESSORIES

Tube Ø 25 mm, all anodised		975 845 10
100 mm long		975 840 25
250 mm long		975 840 90
Base for tube, plastic		975 840 91
Base for tube, metal		960 000 64
Base with integrated tube		960 000 65
Bracket for 1-sided mounting		960 000 01
Bracket for base mounting		960 000 41
Corner fixing bracket		960 000 46
Cable 5m with M12 connector and plug		960 000 47
Cable 5m with M12 plug		960 000 69
USB cabel type C to type A 0,5m (for transferring the configuration)		960 000 69

Further accessories can be found on page 74.

TECHNICAL DIAGRAMS:



657.610.55
657.510.55
657.600.55



657.500.55



657.110.55
657.010.55
657.100.55



657.000.55

